



Knosys Limited

ABN 96 604 777 862

ASX CODE: KNO

Half-Year Report 31 December 2024

The information in this half-year report should be read in conjunction with the annual report of Knosys Limited for the year ended 30 June 2024 and any announcements to the market by Knosys Limited for the half-year ended 31 December 2024.

Corporate Information

Directors

Hon. Alan Stockdale – Chairman & Non-Executive Director
John Thompson – Managing Director
Kathrin Mutinelli – Non-Executive Director
Neil Wilson – Non-Executive Director

Company Secretary

Stephen Kerr

Registered Office

Part Level 8
31 Queen Street
MELBOURNE VIC 3000

Auditors

William Buck
Level 20, 181 William Street
MELBOURNE VIC 3000

Bankers

National Australia Bank Limited

Stock Exchange

Australian Securities Exchange
525 Collins Street
MELBOURNE VIC 3000

Stock Code

KNO

Share Register

Automic Registry Services
Suite 310, Level 3
50 Holt Street
Surry Hills NSW 2010

Directors' Report

The directors present their report, together with the financial statements, on the consolidated entity (referred to hereafter as the 'consolidated entity') consisting of Knosys Limited (referred to hereafter as the 'company' or 'parent entity') and the entities it controlled at the end of, or during, the half-year ended 31 December 2024.

Directors

The following persons were directors of Knosys Limited during the reporting period and to the date of this report, unless otherwise stated:

Hon. Alan Stockdale – Non-Executive Chairman
John Thompson – Managing Director
Kathrin Mutinelli – Non-Executive Director
Neil Wilson – Non-Executive Director

Principal activities

During the financial period the principal continuing activities of the consolidated entity were computer software development, licencing and subscription.

Dividends

No dividends were paid or declared during the financial period and there are no plans to pay dividends for the foreseeable future while the business is in high investment and growth mode.

Review of operations for half year

Summary

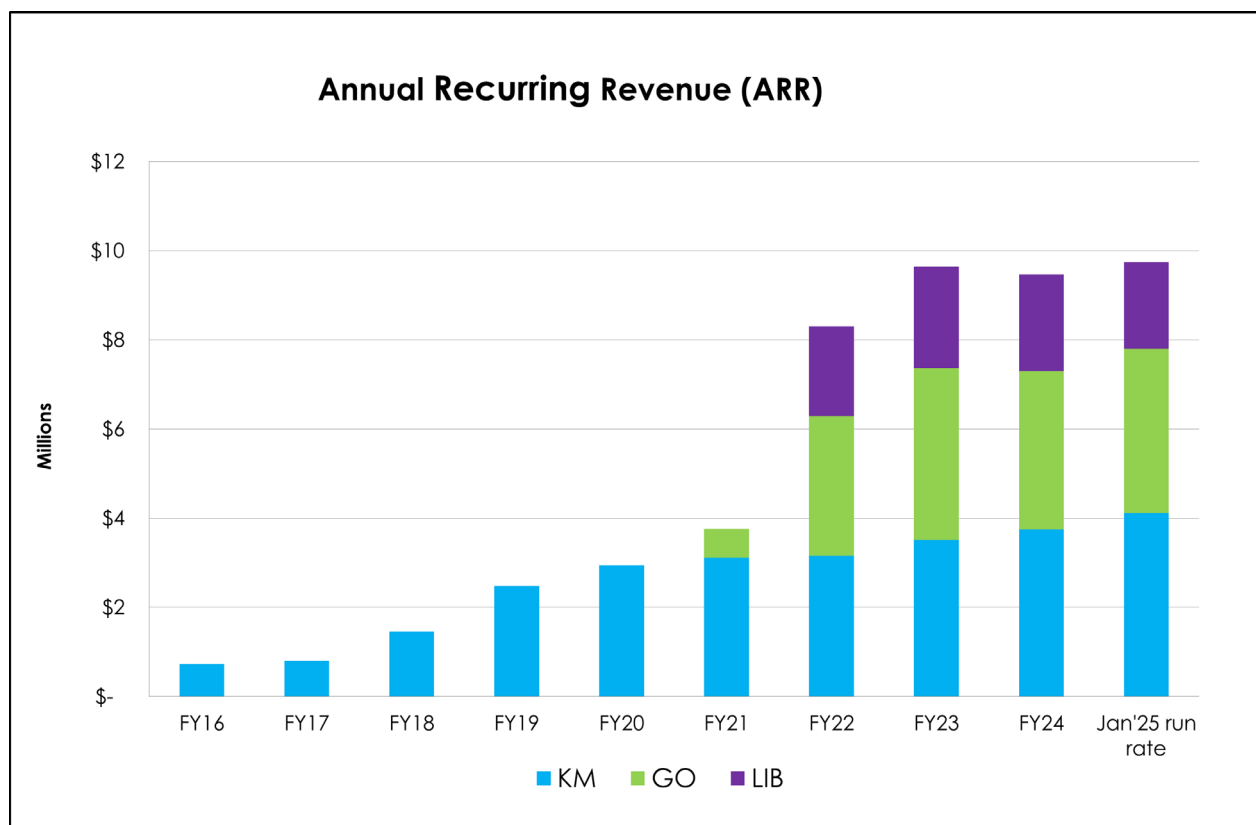
- **Licence, support and project fee revenues of \$4.8m**, a 1% decrease on the half year to 31 December 2023 due to lower project and implementation fees. Licence and support fees were in line with the prior comparative period.
- **Total revenue of \$5.4m** (including R&D incentive of \$0.5m), a 2% increase on the half year to 31 December 2023.
- **Expenses of \$5.7m** were a 10% higher than the prior corresponding period. Increased investment in development personnel resources for the strategic library-tech new product development resulted in a \$0.5m increase in operating expenses compared to the half year to 31 December 2023
- **EBITDA¹ profit of \$0.1m** was \$0.5m lower than the \$0.6m EBITDA profit for the half year to 31 December 2023.
- **Net loss attributable to members of \$0.3m** is a \$0.4m decrease on the \$0.1m profit in the comparable half year period to 31 December 2023. The reported loss includes the impact of non-cash charges of \$0.4m for amortisation of intangible assets.
- **Annual Recurring Revenue (ARR) at \$9.7m** is at a record level, \$0.3m above the prior corresponding period.
- **Operating cash outflow of \$0.7m** for the 6 months to 31 December 2024, reflects the fluctuation in timing of annual fee receipts from key customers and the increase in development resource expenses for the library tech project.
- **Solid cash position of \$3.5m** at 31 December 2024, compares to a cash balance of \$2.7m at 31 December 2023.

The consolidated entity is the owner of the KnowledgeIQ ("KIQ") knowledge management solution, the GreenOrbit intranet solution and the Libero library management solution. Knosys is a global information technology company offering this range of software solutions designed to boost productivity, collaboration and connectivity in the digital workplace. The consolidated entity's business model is predominantly software-as-a-service ("SaaS"), with a recurring subscription fee payable by clients on a per User basis, complemented by implementation fees and customer support services. The consolidated entity generates revenue from its three SaaS solutions, while operating a shared services model for product development, customer support, sales and marketing and for finance and administrative functions.

Financial performance

Revenue for the consolidated entity decreased by 1%, compared to the prior half year to 31 December 2023, due to lower project and implementation fees. Licence and support fee revenues from existing customers of KIQ, GreenOrbit and Libero have tracked in line with the prior corresponding period. Annual Recurring Revenue ("ARR") at January 2025 is tracking at a record level of \$9.7m, a \$0.3m increase on the prior corresponding period.

1. EBITDA (Earnings before interest, tax, depreciation and amortisation) is a non-GAAP measure, which has been disclosed by the Company to provide additional information and analysis of financial performance.



* Jan'25 ARR reflects Jan'25 monthly ARR annualised to give an annual run rate

Operating expenses increased in 1H FY25 with the investment in additional development personnel for the strategic library-tech new product development. This resulted in a \$0.5m increase in operating expenses compared to the half year to 31 December 2023. During 1H FY25 the Company has invested in new product development in library-tech, with an increase in R&D personnel, in preparation for the planned commercial launch of the Libero Library App in March 2025. This has resulted in a reduced, but positive EBITDA of \$0.1m (31 December 2023: \$0.6m EBITDA profit).

The loss of the consolidated entity attributable to members for the half year period after income tax and foreign currency translation amounted to \$0.3m (31 December 2023: profit of \$0.1m). This loss is a direct result of the increased library tech development activity undertaken this half year. The reported loss includes the impact of non-cash charges of \$0.4m for amortisation of intangible assets. Non-cash amortisation charges, as required by accounting standards, relate to the amortisation of identifiable intangible assets acquired with the GreenOrbit and Libero acquisitions.

The consolidated entity had net assets of \$7.1m at 31 December 2024 (30 June 2024: \$7.4m) and had cash on hand of \$3.5m (30 June 2024: \$4.2m). This compares favourably to the cash balance of \$2.7m at 31 December 2023.

Knosys generated operating cash outflow in 1H FY25 of \$0.6m, which is a significant decrease on the net operating cash inflow of \$0.7m in the prior comparative period. The decrease in operating cash flows relates in part to the increased investment in development resources for the library tech strategy. Cash flow was also impact by the timing of customer receipts and the annual R&D rebate. Each year, Knosys receives the annual license fees from its largest client and an R&D tax rebate in either June or July. The timing of this income significantly impacts cash receipts in both Q4 and Q1. In Q4 FY24, Knosys received the annual fees from its largest client and in Q1 FY25, Knosys received the FY23 R&D tax rebate of \$1.1m.

For further narrative on the consolidated entity's cashflow performance, refer to the company's September 2024 and December 2024 Quarterly cash flow announcements and Appendix 4C's, lodged with ASX on 31 October 2024 and on 30 January 2025.

New Customer Acquisition and Enterprise Renewals

During the half year, signed a new customer contract with the Office of the Director of Public Prosecutions in WA for the KnowledgeIQ solution. The contract is for an initial five-year term with a two-year extension option, for a total contract value of up to \$985k over seven years. Recurring revenue from this new customer is expected to commence in the March 2025 quarter.

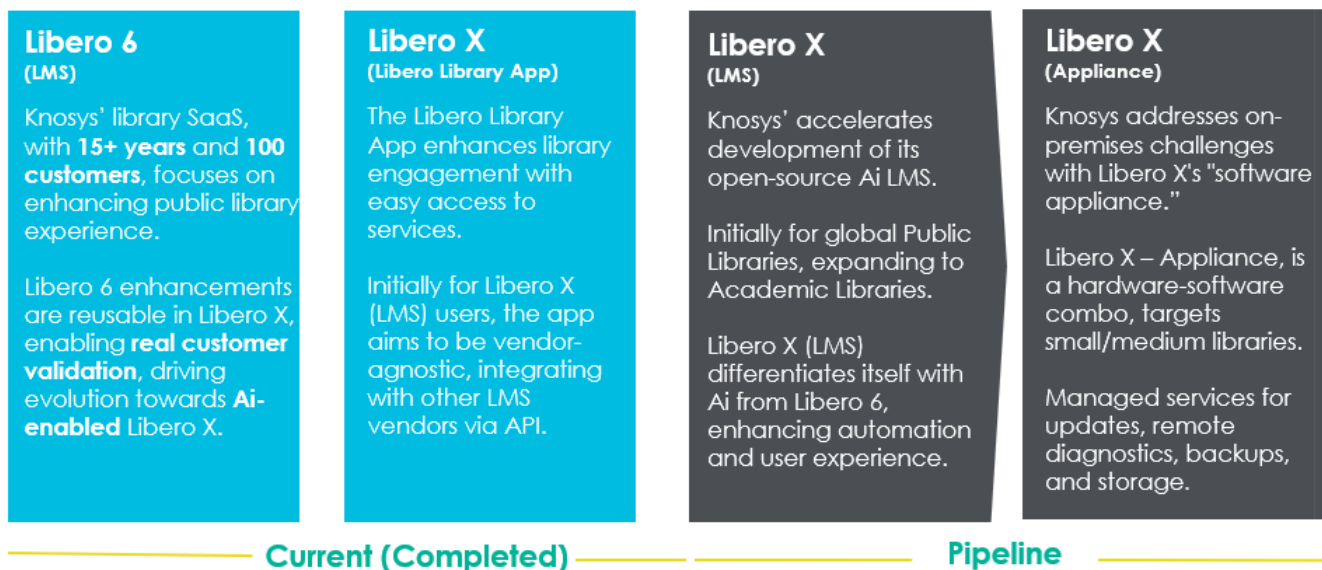
In addition, Knosys successfully renewed several large enterprise client contracts for its market leading knowledge management platform, KnowledgeIQ, including Singtel, Optus, Service Tasmania and Healthdirect. The combined contract value of these renewals exceeds \$3.6 million over the next two years. These contract extensions, combined with the commencement of new customers signed since June 2024, underpin recurring revenue over the years ahead and have led to a record high Annual Recurring Revenue (ARR) run rate of \$9.7m as at January 2025.

Successful execution of product development roadmap

Over the past six months, Knosys successfully executed on the product development roadmap to enhance its Libero library management solution and to produce SaaS solutions for commercial use/application in the library-tech industry.

By FY27, Knosys aims to have a complete market-leading software solution for the key library market segments of public and academic libraries. This new product suite is designed to meet the demands of customers and grow market share in the industry globally with a broader range of solutions.

Knosys is developing the following suite of library management solutions.



Knosys has made significant enhancements to its existing Libero 6 product suite, including new modules for member management, events and resource booking. These new features will improve the competitiveness of the product in market and enhance the potential for new customer acquisition.

In addition, Knosys completed the beta launch of the new Libero mobile library app in mid-September. This is the first new product to be released as part of the library-tech product development program, which started in 2H FY24. The commercial launch of the mobile library app is in March 2025 with new commercial revenue streams to follow.

Outlook

Knosys is investing in the next generation of market leading library-tech solutions. This transition is being managed in a responsible manner by maintaining revenue stability from major enterprise clients and through disciplined management of increased operational costs within funding capabilities.

The product development program is on track, with the upcoming release of significant enhancements to the existing product suite and the launch of a new mobile Library App in March 2025, with new commercial revenue streams and new customer acquisition expected from FY26 onwards.

Significant changes in the state of affairs

There were no significant changes in the state of affairs of the consolidated entity during the financial period.

Matters subsequent to the end of the financial period

No matter or circumstance has arisen since 31 December 2024 that has significantly affected, or may significantly affect the consolidated entity's operations, the results of those operations, or the consolidated entity's state of affairs in future financial years.

Auditor's independence declaration

A copy of the auditor's independence declaration, which forms part of this Directors' Report, is set out on the following page.

This report is made in accordance with a resolution of directors.

On behalf of the directors



Hon. Alan Stockdale
Chairman
26 February 2025
Melbourne


Lead Auditor's Independence Declaration under Section 307C of the Corporations Act 2001

To the directors of Knosys Limited

As lead auditor for the review of Knosys Limited for the half-year ended 31 December 2024, I declare that, to the best of my knowledge and belief, there have been:

- no contraventions of the auditor independence requirements as set out in the *Corporations Act 2001* in relation to the review; and
- no contraventions of any applicable code of professional conduct in relation to the review.

This declaration is in respect of Knosys Limited and the entities it controlled during the period.



William Buck Audit (Vic) Pty Ltd

ABN 59 116 151 136



R. P. Burt

Director

Melbourne, 26 February 2025

Knosys Limited
Contents
31 December 2024

Contents

Statement of profit or loss and other comprehensive income	10
Statement of financial position	11
Statement of changes in equity	12
Statement of cash flows	13
Notes to the financial statements	14
Directors' declaration	17
Independent auditor's review report to the members of Knosys Limited	18

General information

The financial statements cover Knosys Limited as a consolidated entity consisting of Knosys Limited and the entities it controlled at the end of, or during, the half-year. The financial statements are presented in Australian dollars, which is Knosys Limited's functional and presentation currency.

Knosys Limited is an ASX listed public company limited by shares. Its registered office and principal place of business are:

Registered office

Part Level 8
31 Queen Street
Melbourne VIC 3000

Principal place of business

Part Level 8
31 Queen Street
Melbourne VIC 3000

A description of the nature of the consolidated entity's operations and its principal activities are included in the directors' report, which is not part of the financial statements.

The financial statements were authorised for issue, in accordance with a resolution of directors, on 26 February 2025. The directors have the power to amend and reissue the financial statements.

Knosys Limited
Statement of profit or loss and other comprehensive income
For the half-year ended 31 December 2024

		Consolidated	
	Note	31 December 2024	31 December 2023
		\$	\$
Revenue			
Licence and support fees	3	4,763,113	4,770,503
Rendering of services	3	82,924	125,036
Other income		559,830	383,148
Expenses			
Third party support costs		(843,612)	(846,847)
Research & development supplier expense		(13,059)	(58,012)
Employment costs and directors' fees		(3,393,984)	(2,909,475)
Employment costs – share-based payments	5	(3,000)	(60,296)
Legal and accounting		(82,977)	(133,492)
Professional advisory & consulting fees		(305,021)	(149,680)
Travel and accommodation		(111,948)	(73,991)
Marketing		(124,541)	(98,566)
Communications		(201,879)	(182,618)
Administrative and corporate		(178,702)	(198,192)
Depreciation and amortisation		(440,316)	(477,320)
Finance costs		(4,503)	(1,630)
		<hr/>	<hr/>
(Loss) / profit before income tax		(297,675)	88,568
Income tax expense		(21,411)	(56,349)
		<hr/>	<hr/>
(Loss) / profit after income tax expense for the half-year attributable to owners of the parent		(319,086)	32,219
Other comprehensive income			
<i>Items that may be reclassified subsequently to profit or loss</i>			
Foreign currency translation		(16,722)	27,559
		<hr/>	<hr/>
Total comprehensive (loss) / income for the half-year attributable to owners of the parent		<u>(335,808)</u>	<u>59,778</u>
(Loss) / earnings per share attributable to the owners of the parent			
		Cents	Cents
Basic (loss) / earnings per share		(0.155)	0.028
Diluted (loss) / earnings per share		(0.155)	0.026
Weighted average number of shares used in determining basic earnings per share		216,138,698	216,138,698
Weighted average number of shares used in determining diluted earnings per share		216,138,698	227,353,698

The above statement of profit or loss and other comprehensive income should be read in conjunction with the accompanying notes

Knosys Limited
Statement of financial position
As at 31 December 2024

		Consolidated	
	Note	31 December 2024 \$	30 June 2024 \$
Assets			
Current assets			
Cash and cash equivalents		3,465,791	4,185,251
Trade and other receivables		2,035,477	413,029
Accrued research and development tax refund receivable		1,049,999	1,676,292
Prepayments		244,767	258,682
Total current assets		<u>6,796,034</u>	<u>6,533,254</u>
Non-current assets			
Intangible assets and goodwill	6	7,102,551	7,460,928
Buildings - right of use asset		134,935	192,769
Plant and equipment		76,505	77,420
Total non-current assets		<u>7,313,991</u>	<u>7,731,117</u>
Total assets		<u>14,110,025</u>	<u>14,264,371</u>
Liabilities			
Current liabilities			
Trade and other payables		527,703	750,266
Provisions for employee benefits		846,175	808,516
Lease Liability		115,015	115,015
Revenue billed in advance		5,478,710	5,056,975
Total current liabilities		<u>6,967,603</u>	<u>6,730,772</u>
Non-current liabilities			
Provisions for employee benefits		35,882	39,134
Lease liability		24,244	79,361
Total non-current liabilities		<u>60,126</u>	<u>118,495</u>
Total liabilities		<u>7,027,729</u>	<u>6,849,267</u>
Net assets		<u>7,082,296</u>	<u>7,415,104</u>
Equity			
Issued capital	4	17,488,521	17,488,521
Reserves		903,825	1,423,162
Accumulated losses		<u>(11,310,050)</u>	<u>(11,496,579)</u>
Total equity		<u>7,082,296</u>	<u>7,415,104</u>

The above statement of financial position should be read in conjunction with the accompanying notes

Knosys Limited
Statement of changes in equity
For the half-year ended 31 December 2024

Consolidated	Issued capital \$	Reserves \$	Accumulated losses \$	Total Equity \$
Balance at 1 July 2023	17,488,521	1,371,618	(11,770,675)	7,089,464
Profit after income tax expense for the half year	-	-	32,219	32,219
Foreign currency translation	-	27,559	-	27,559
Total comprehensive loss for the half year	-	27,559	32,219	59,778
<i>Transactions with owners in their capacity as owners:</i>				
Share based payments (Note 5)	-	60,296	-	60,296
Transfer from share-based payments reserve to accumulated losses on lapse of share-based remuneration instruments	-	(77,149)	77,149	-
Balance at 31 December 2023	17,488,521	1,382,324	(11,661,307)	7,209,538
Consolidated				
Balance at 1 July 2024	17,488,521	1,423,161	(11,496,578)	7,415,104
Profit after income tax expense for the half year	-	-	(319,086)	(319,086)
Foreign currency translation	-	(16,722)	-	(16,722)
Total comprehensive loss for the half year	-	(16,722)	(319,086)	(335,808)
<i>Transactions with owners in their capacity as owners:</i>				
Share based payments (Note 5)	-	3,000	-	3,000
Transfer from share-based payments reserve to accumulated losses on lapse of share-based remuneration instruments	-	(505,614)	505,614	-
Balance at 31 December 2024	17,488,521	903,825	(11,310,050)	7,082,296

The above statement of changes in equity should be read in conjunction with the accompanying notes

Knosys Limited
Statement of cash flows
For the half-year ended 31 December 2024

	Consolidated	
	31 December 2024	31 December 2023
	\$	\$
Cash flows from operating activities		
Receipts from customers	3,788,056	5,563,455
Payments to suppliers and employees	(5,589,417)	(4,827,616)
Research and development tax refund	1,126,291	-
Interest received	59,832	33,148
Income taxes paid	(21,411)	(56,350)
Interest paid	(4,503)	(1,630)
	<u>(641,152)</u>	<u>711,007</u>
Net cash (used in) / from operating activities		
Cash flows used in investing activities		
Payments for plant and equipment	(23,189)	(4,012)
	<u>(23,189)</u>	<u>(4,012)</u>
Net cash used in investing activities		
Cash flows used in financing activities		
Repayment of lease liabilities	(55,119)	(67,172)
	<u>(55,119)</u>	<u>(67,172)</u>
Net cash used in financing activities		
Net (decrease) / increase in cash and cash equivalents	(719,460)	639,823
Cash and cash equivalents at the beginning of the half year	<u>4,185,251</u>	<u>2,017,110</u>
Cash and cash equivalents at the end of the half year	<u><u>3,465,791</u></u>	<u><u>2,656,933</u></u>

The above statement of cash flows should be read in conjunction with the accompanying notes

Note 1. Material accounting policies

Basis of preparation

These general purpose financial statements have been prepared in accordance with Australian Accounting Standard AASB 134 *Interim Financial Reporting* and the *Corporations Act 2001*, which ensures compliance with IAS 34 interim financial reporting.

The interim financial statements are intended to provide users with an update on the latest annual financial statements of Knosys Limited. As such, the interim financial statements do not contain information that represents relatively insignificant changes occurring during the half-year of the company. It is therefore recommended that the interim financial statements be read in-conjunction with the annual financial statements of the company for the year ended 30 June 2024, together with any public announcements made during the half-year.

Changes in accounting policies

The accounting policies adopted in the preparation of the interim half-yearly financial statements are consistent with those followed in the preparation of the consolidated entity's annual consolidated financial statements for the year ended 30 June 2024. The consolidated entity has not early adopted any standard, interpretation or amendment that has been issued but is not yet effective. Several amendments and interpretations apply for the first time in the current period, but do not have an impact on the half yearly financial statements of the consolidated entity.

Note 2. Commitments and contingent liabilities

The consolidated entity has no contingent liabilities at the date of this report (June 2024: Nil).

Note 3. Segment Reporting

Identification of reportable operating segments

The consolidated entity has one operating segment, being a developer and licensor of computer software, however it operates across multiple geographical regions. The operating segments are based on the internal reports that are reviewed and used by the Board of Directors (who are identified as the Chief Operating Decision Makers ('CODM')) in assessing performance and in determining the allocation of resources. There is no aggregation of operating segments.

Geographical information

	Sales to external customers		Geographical non-current assets	
	Dec 2024	Dec 2023	Dec 2024	June 2024
	\$	\$	\$	\$
Australia	2,758,845	2,932,765	7,313,991	7,731,117
United States	887,850	807,569	-	-
New Zealand	499,136	426,953	-	-
Europe	376,528	404,849	-	-
Asia	212,350	203,678	-	-
Rest of World	111,328	119,725	-	-
	<u>4,846,037</u>	<u>4,895,539</u>	<u>7,313,991</u>	<u>7,731,117</u>

Concentration of key customers

The concentration of customers for the half year was as follows:

- A major customer in Australia and New Zealand in the finance sector represented 18.6% of operating revenue.
- A major customer in Australia in the Telecommunications sector represented 11.5% of operating revenue.

Knosys Limited
Notes to the financial statements
31 December 2024

Note 4. Equity - Issued capital

	December 2024 Shares	June 2024 Shares	December 2024 \$	June 2024 \$
Ordinary shares - fully paid	<u>216,138,698</u>	<u>216,138,698</u>	<u>17,488,521</u>	<u>17,488,521</u>

Ordinary shares entitle the holder to participate in dividends and the proceeds on the winding up of the company in proportion to the number of and amounts paid on the shares held. The fully paid ordinary shares have no par value and the company does not have a limited amount of authorised capital. On a show of hands every member present at a meeting in person or by proxy shall have one vote and upon a poll each share shall have one vote.

Note 5. Equity based payments

Equity instruments issued to Directors, executives and staff

During the period no options or loan shares were issued to Directors, executives or staff.

The total number of options outstanding at period end is as follows:

	December 2024 Options	June 2024 Options
Options issued to executives and staff under the employee incentive plan	2,149,500	4,215,000
Options issued to a Director on the same terms as the employee incentive plan	2,940,000	6,000,000
	<u>5,089,500</u>	<u>10,215,000</u>

During the period 5,460,500 options lapsed due to vesting conditions not being met.

The total number of loan funded shares outstanding at period end is as follows:

	December 2024 Loan funded shares	June 2024 Loan funded shares
Loan Shares issued under the loan funded share plan to a director, executives and staff.	3,125,000	3,125,000
Loan Shares issued to directors and executives, on the same terms as the loan funded share plan.	<u>7,850,000</u>	<u>7,850,000</u>
	<u>10,975,000</u>	<u>10,975,000</u>

Expenses arising from share-based payment transactions

Net charges arising from share-based payment transactions recognised during the financial period were \$3,000 (\$60,296 for prior comparative period). This was comprised of a vesting charge of \$3,000 to the profit and loss, in respect to Loan Shares and Options on issue.

Knosys Limited
Notes to the financial statements
31 December 2024

Note 6. Intangibles

Reconciliations of the carrying values of each class of intangibles at the beginning and end of the current financial period, for the consolidated entity, are as follows:

	Goodwill	Customer contracts	Marketing assets	Consolidated Total
	\$	\$	\$	\$
Carrying value at 1 July 2024	3,303,215	3,839,361	318,352	7,460,928
Amortisation	-	(278,771)	(79,606)	(358,377)
Carrying value at 31 December 2024	<u>3,303,215</u>	<u>3,560,590</u>	<u>238,746</u>	<u>7,102,551</u>
Cost as at 31 December 2024	3,303,215	5,533,000	790,000	9,626,215
Accumulated Amortisation at 31 December 2024	-	(1,972,410)	(551,254)	(2,523,664)
Carrying value at 31 December 2024	<u>3,303,215</u>	<u>3,560,590</u>	<u>238,746</u>	<u>7,102,551</u>

Note 7. Fair value measurement

Due to the nature of the consolidated entity's operating profile, the Directors and management do not consider that the fair values of the consolidated entity's financial assets and liabilities are materially different from their carrying amounts at 31 December 2024.

Note 8. Matters subsequent to the financial period

No matter or circumstance has arisen since 31 December 2024 that has significantly affected, or may significantly affect the consolidated entity's operations, the results of those operations, or the consolidated entity's state of affairs in future financial years.

Knosys Limited
Directors' declaration
31 December 2024

In the directors' opinion:

1. the attached consolidated financial statements and accompanying notes are in accordance with the *Corporations Act 2001* and;
 - (a) comply with Australian Accounting Standard AASB 134 *Interim Financial Reporting* and the *Corporations Regulations 2001*; and
 - (b) give a true and fair view of the consolidated entity's financial position as at 31 December 2024 and of its performance for the financial half-year ended on that date; and
2. there are reasonable grounds to believe that the company will be able to pay its debts as and when they become due and payable.

Signed in accordance with a resolution of directors.

On behalf of the directors



Hon. Alan Stockdale
Chairman

26 February 2025
Melbourne

Independent auditor's review report to the members of Knosys Limited

Report on the half-year financial report



Our conclusion

Based on our review, which is not an audit, we have not become aware of any matter that makes us believe that the accompanying half-year financial report of Knosys Limited (the Company), and its subsidiaries (the Group) does not comply with the *Corporations Act 2001*, including:

- giving a true and fair view of the Group's financial position as at 31 December 2024 and of its financial performance for the half-year then ended; and
- complying with Accounting Standard AASB 134 *Interim Financial Reporting* and the *Corporations Regulations 2001*.

What was reviewed?

We have reviewed the accompanying half-year financial report of the Group, which comprises:

- the consolidated statement of financial position as at 31 December 2024,
- the consolidated statement of profit or loss and other comprehensive income for the half-year then ended,
- the consolidated statement of changes in equity for the half-year then ended,
- the consolidated statement of cash flows for the half-year then ended,
- notes to the financial statements, including material accounting policy information, and
- the directors' declaration.

Basis for conclusion

We conducted our review in accordance with ASRE 2410 *Review of a Financial Report Performed by the Independent Auditor of the Entity*. Our responsibilities are further described in the *Auditor's responsibilities for the review of the financial report* section of our report. We are independent of the Group in accordance with the auditor independence requirements of the *Corporations Act 2001* and the ethical requirements of the Accounting Professional and Ethical Standards Board's APES 110 *Code of Ethics for Professional Accountants (including Independence Standards)* (the Code) that are relevant to our audit of the annual financial report in Australia. We have also fulfilled our other ethical responsibilities in accordance with the Code.

Responsibilities of the directors for the financial report

The directors of the Company are responsible for the preparation of the half-year financial report that gives a true and fair view in accordance with Australian Accounting Standards and the *Corporations Act 2001* and for such internal control as the directors determine is necessary to enable the preparation of the half-year financial report that gives a true and fair view and is free from material misstatement, whether due to fraud or error.

Auditor's responsibilities for the review of the financial report

Our responsibility is to express a conclusion on the half-year financial report based on our review. ASRE 2410 requires us to conclude whether we have become aware of any matter that makes us believe that the half-year financial report is not in accordance with the *Corporations Act 2001* including giving a true and fair view of the Group's financial position as at 31 December 2024 and its performance for the half-year ended on that date, and complying with Accounting Standard AASB 134 *Interim Financial Reporting* and the *Corporations Regulations 2001*.

A review of a half-year financial report consists of making enquiries, primarily of persons responsible for financial and accounting matters, and applying analytical and other review procedures. A review is substantially less in scope than an audit conducted in accordance with Australian Auditing Standards and consequently does not enable us to obtain assurance that we would become aware of all significant matters that might be identified in an audit. Accordingly, we do not express an audit opinion.



William Buck Audit (Vic) Pty Ltd
ABN 59 116 151 136



R. P. Burt
Director
Melbourne, 26 February 2025